

Parkland at a Glance

Enrollment Statistics¹

- Total students served²: **321,895**
- Credit student 2016-17 headcount³: **12,686**
- Credit student 2016-17 FTE⁴: **5,389**
- Student-Faculty ratio for Fall 2017⁵: **18:1**
- Credit student Fall 2017⁵ census: **7,159**
- Credit student Fall 2017⁵ census FTE : **4,329**

Student Characteristics⁵

- % Female: **46%** / % Male **54%**
- % Ethnicity (Minimum 1 %)
 - % Caucasian: **58%**
 - % African-American: **14%**
 - % Unknown: **12%**
 - % Hispanic/Latino: **8%**
 - % Asian: **4%**
 - % Native American: **1%**
- % Residency Status
 - % In-District: **77%**
 - % Out-of-District: **19%**
 - % International: **3%**
 - % Out-of-State: **2%**
- % Full-Time: **41%** / % Part-Time **59%**
- % of area high school graduates in 2017 attending Parkland in Fall 2017⁶: **28.6%**

Financial Aid⁷

Average amount of grant or scholarship aid from the federal government, state/local government, the institution, and other sources known to the Institution for 2015-2016: **\$4,235**

Average federal student loan in 2015-16: **\$4,012**
Average Pell Grant in 2015-16: **\$3,618**

Percent of undergraduate students receiving Pell grants in 2015-2016: **28%**

¹ Percentages are rounded and may not add to 100%

² Total students served to date, as of 11/14/2017

³ Annual enrollment based on FY2017 A1 dataset

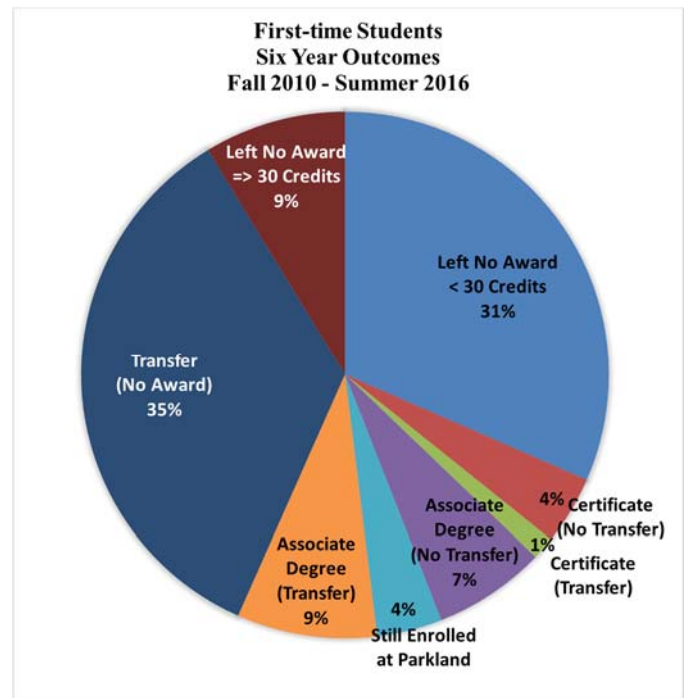
⁴ Full-Time Equivalent

⁵ Based on FY2018 E1 and C1 datasets using IPEDS definition

⁶ Source: Parkland College Admissions and Records

⁷ Based on IPEDS student financial aid 2016-2017 report

Measures of Success⁸



- Number of degrees and certificates awarded to Parkland graduates, FY2017⁹: **1,500 Total**

What Parkland Students Do After Graduation¹⁰

Placement of A.A.S. career graduates:

- Employed: **96%**
- Of Employed, % career-related: **88%**
- Continued education: **38%**

Continuing education of transfer graduates:

- Continued education: **85%**
- Transferred to a 4-year institution: **73%**

2015 ICCB Economic Impact Study

- A Parkland graduate can expect a lifetime earnings *gain* over a 40 year career of \$799,000. This is a 61% increase over those not completing a Parkland degree program.
- 2002 Parkland graduates paid an estimated \$6.7 million in state taxes and \$265 million in Federal taxes over the next decade.

⁸ FY2017 Voluntary Framework of Accountability (VFA)

⁹ Based on A2 annual completions dataset

¹⁰ Based on 2016 graduate follow-up surveys

Student Transfers to Four- Year Institutions:

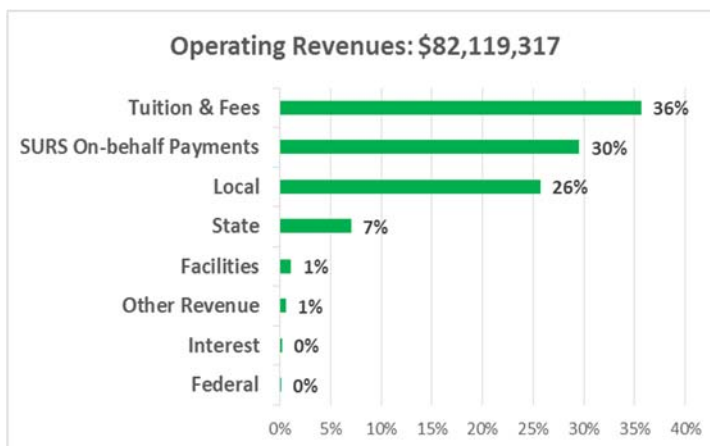
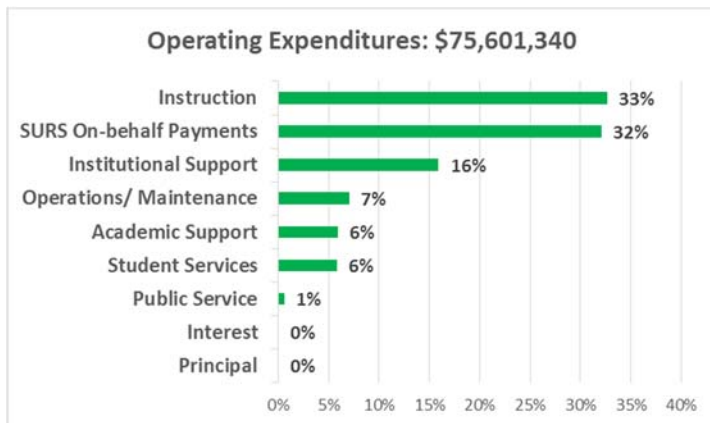
Percent of total transfers based on FY2016 National Student Clearinghouse Data¹¹

- Univ of Illinois at Urbana/Champaign : **15%**
- Eastern Illinois University: **9%**
- Illinois State University: **6%**
- Southern Illinois-Carbondale: **3%**
- University of Illinois-Chicago: **2%**
- Other Illinois Universities: **14%**
- Transfer Out of State: **52%**

Employees¹²

- Full-time faculty: **156**
- Part-time faculty: **259**
- Staff: **287**

FY 2017 Parkland College Finances¹³



¹¹ Transfer numbers here are limited to those who have completed at least 12 credit hours at Parkland and may include some concurrent enrollment

¹² Based on FY2018 C1 dataset

¹³ Source: Parkland College FY2017 Comprehensive Annual Financial Report

2017-2018 Tuition and Fees

- Resident of District 505: **\$164.00**
- In-State, Out of District 505¹⁴: **\$370.00**
- Out of State/International¹⁵¹⁶: **\$529.00**

Parkland Foundation¹⁷

- Total Gift Income: **\$2,318,463**
- Total Donors: **1,023**

Percent of donors who gave to Parkland

- Alumni and Parents: **3.8%**
- Faculty/Staff: **8.1%**
- Other individuals: **40.5%**
- Corporations: **43%**
- Trustees: **4.6%**

Degrees Conferred

Over 120 degree and certificate programs

Credentials include Associate in Arts; Associate in Science; Associate in Engineering Science; Associate in Fine Arts; Associate in Applied Science; Associate in General Studies; Certificates

Certain advanced degree programs are available through university partnerships

History

Parkland College was founded in 1966

Accreditation

Since 1972, Parkland College has been accredited by the North Central Association of Colleges and Schools, Higher Learning Commission

College President

Thomas R. Ramage, Ed.D.

District 505 Service Area

Most of Champaign, Piatt, Ford, and Douglas counties. Parts of DeWitt, McLean, Iroquois, Vermilion, Livingston, Edgar, Coles, and Moultrie counties.

¹⁴ For internet courses the tuition plus fees is \$245.50 per credit hour

¹⁵ For internet courses the tuition plus fees is \$300.50 per credit hour

¹⁶ Nonresident tuition plus fees for Ford ASSET and Case New Holland is \$245.50

¹⁷ FY2017